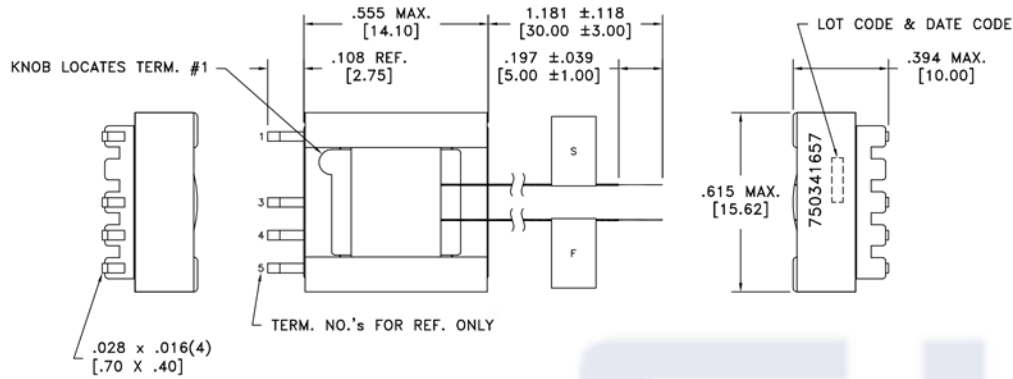


CUSTOMER TERMINAL	RoHS	LEAD(Pb)-FREE
Sn96%, Ag4%	Yes	Yes



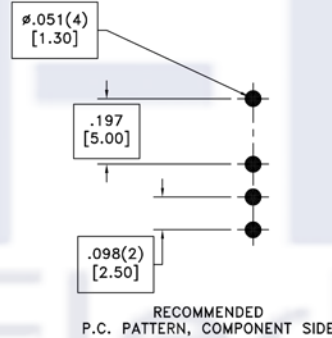
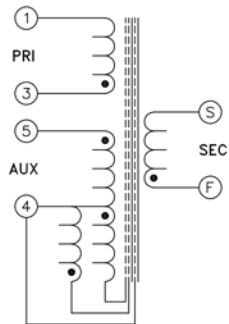
**ELECTRICAL SPECIFICATIONS @ 25°C unless otherwise noted:**

PARAMETER	TEST CONDITIONS	VALUE
D.C. RESISTANCE	3-1 @20°C	2.50 ohms ±10%
D.C. RESISTANCE	5-4 @20°C	0.993 ohms ±10%
D.C. RESISTANCE	S-F @20°C	0.057 ohms ±20%
INDUCTANCE	3-1 10kHz, 1.0VAC, Ls	0.720mH ±10%
DIELECTRIC	1-S tie(3+4), 3000VAC, 1 second	-
URNS RATIO	(3-1):(5-4)	2.84:1, ±2%
URNS RATIO	(3-1):(F-S)	13.0:1, ±2%

**GENERAL SPECIFICATIONS:**

OPERATING TEMPERATURE RANGE: -40°C to +125°C including temp rise.

Core shorted to shield winding verified by continuity test between core and terminal #4.



Wire insulation & RoHS status not affected by wire color.  
Wire insulation color may vary depending on availability.

REV.	DATE	Packaging Specifications Method: Tray PKG-0759		Tolerances unless otherwise specified: Angles: ±1° Fractions: ±1/64 Decimals: ±.005 [.13] Footprint: ±.001 [.03]	DRAWING TITLE <b>TRANSFORMER</b>	PART NO. FKS750341657
6A	5/13		CONVENTION PLACEMENT	This drawing is dual dimensioned. Dimensions in brackets are in millimeters.	eiSos p/n: FKS750341657	SPECIFICATION SHEET 1 OF 1

