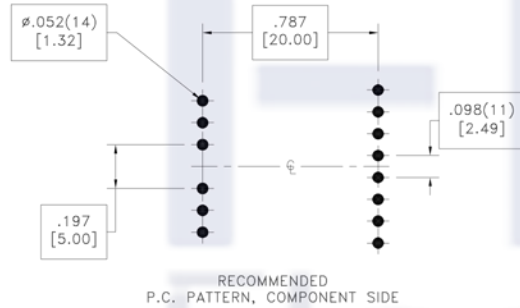
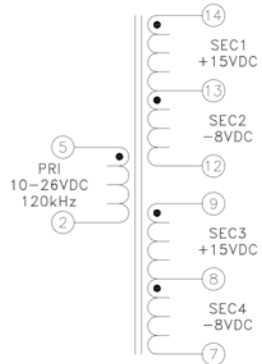
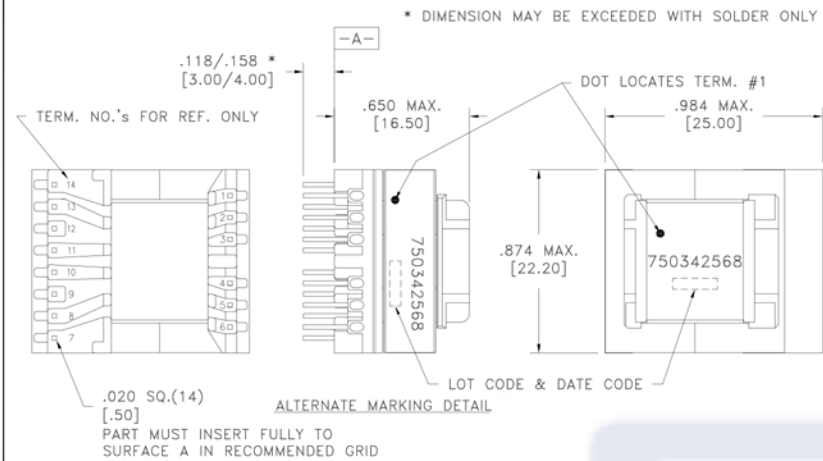


CUSTOMER TERMINAL	RoHS	LEAD(Pb)-FREE
Sn96%, Ag4%	Yes	Yes



ELECTRICAL SPECIFICATIONS @ 25°C unless otherwise noted:

PARAMETER	TEST CONDITIONS	VALUE
D.C. RESISTANCE	2-5 @20°C	0.070 ohms max.
D.C. RESISTANCE	7-9 @20°C	0.960 ohms max.
D.C. RESISTANCE	12-14 @20°C	1.100 ohms max.
INDUCTANCE	2-5 50kHz, 100mVAC, Ls	40.9uH ±10%
LEAKAGE INDUCTANCE	2-5 tie(7+8+9+12+13+14), 100kHz, 100mVAC, Ls	1.5uH max.
DIELECTRIC	2-14 tie(9+12), 2500VAC, 1 second	-
DIELECTRIC	14-Core tie(9+12), 2500VAC, 1 second	-
TURNS RATIO	(14-13):(5-2)	1.35:1, ±2%
TURNS RATIO	(14-13):(13-12)	1.8:1, ±2%
TURNS RATIO	(14-13):(9-8)	1:1, ±2%
TURNS RATIO	(14-13):(8-7)	1.8:1, ±2%

GENERAL SPECIFICATIONS:

OPERATING TEMPERATURE RANGE: -40°C to +125°C including temp rise.

Designed to comply with the following requirements as defined by IEC60950-1, EN60950-1, UL60950-1/CSA60950-1 and AS/NZS60950.1:

- Reinforced insulation for a primary circuit at a working voltage of 26VDC, 19Vrms.

Wire insulation & RoHS status not affected by wire color.
Wire insulation color may vary depending on availability.

REV.	DATE	Packaging Specifications Method: Tray PKG-0736		Tolerances unless otherwise specified: Angles: ±1° Fractions: ±1/64 Decimals: ±.005 [.13] Footprint: ±.001 [.03]	DRAWING TITLE TRANSFORMER	PART NO. FKS750342568
6A	10/16			This drawing is dual dimensioned. Dimensions in brackets are in millimeters.	eiSos p/n: FKS750342568	SPECIFICATION SHEET 1 OF 1