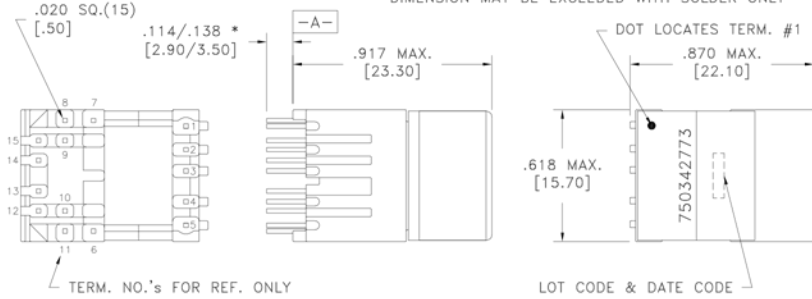


CUSTOMER TERMINAL	RoHS	LEAD(Pb)-FREE
Sn96%, Ag4%	Yes	Yes



PART MUST INSERT FULLY TO SURFACE A IN RECOMMENDED GRID

* DIMENSION MAY BE EXCEEDED WITH SOLDER ONLY

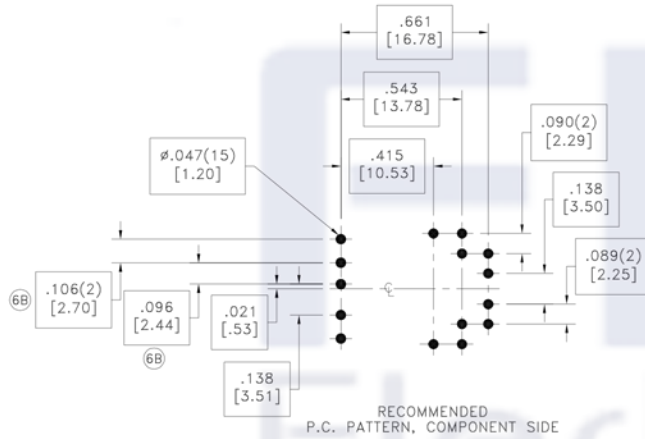
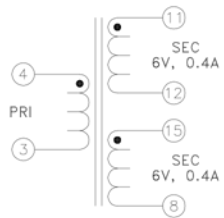


ELECTRICAL SPECIFICATIONS @ 25°C unless otherwise noted:

PARAMETER	TEST CONDITIONS	VALUE
D.C. RESISTANCE	3-4 @20°C	0.310 ohms max.
D.C. RESISTANCE	8-15 @20°C	0.620 ohms max.
D.C. RESISTANCE	11-12 @20°C	0.620 ohms max.
INDUCTANCE	4-3 10kHz, 100mVAC, Ls	60.0uH ±10%
SATURATION CURRENT	20% rolloff from initial	2.9A
LEAKAGE INDUCTANCE	4-3 tie(8+11+12+15), 100kHz, 100mVAC, Ls	3.0uH max.
DIELECTRIC	4-8 tie(12+15), 6000VAC, 1 second	-
DIELECTRIC	8-11 1800VAC, 1 second	-
TURNS RATIO	(11-12):(4-3)	1.91:1, ±1%
TURNS RATIO	(15-8):(4-3)	1.91:1, ±1%

GENERAL SPECIFICATIONS:

OPERATING TEMPERATURE RANGE: -40°C to +125°C including temp rise.



Wire insulation & RoHS status not affected by wire color.
Wire insulation color may vary depending on availability.

REV.	DATE	Packaging Specifications Method: Tray PKG-0956		Tolerances unless otherwise specified: Angles: ±1° Fractions: ±1/64 Decimals: ±.005 [.13] Footprint: ±.001 [.03]	DRAWING TITLE INDUCTOR	PART NO. FKS750342773
6B	7/16			This drawing is dual dimensioned. Dimensions in brackets are in millimeters.	eiSos p/n: FKS750342773	SPECIFICATION SHEET 1 OF 1
6A	6/15					

