


EE20/10/6 (EF20)

10-Terminal, THT, Horizontal



Characteristics

- Through-hole
- Core direction: horizontal
- Functional insulation

Applications

- Lighting
- Metering
- DC/DC converter
- Industrial controls
- White goods
- Telecom

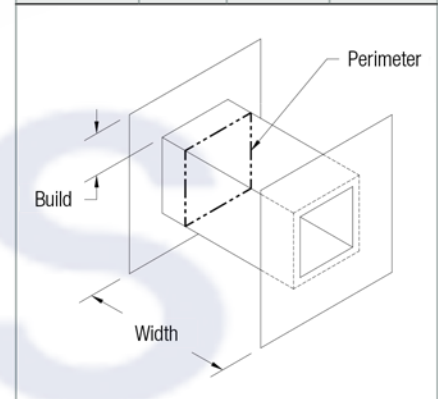
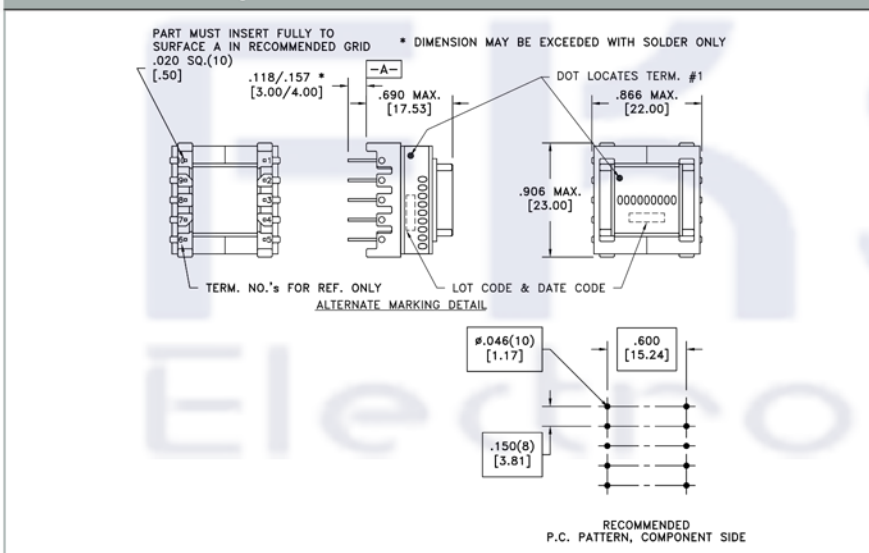
Core Data

Core Part Number	Area (A_c) (mm ²)	Path Length (L_w) (mm)	Volume (V_c) (mm ³)
150-1945	32.00	46.00	1472.00

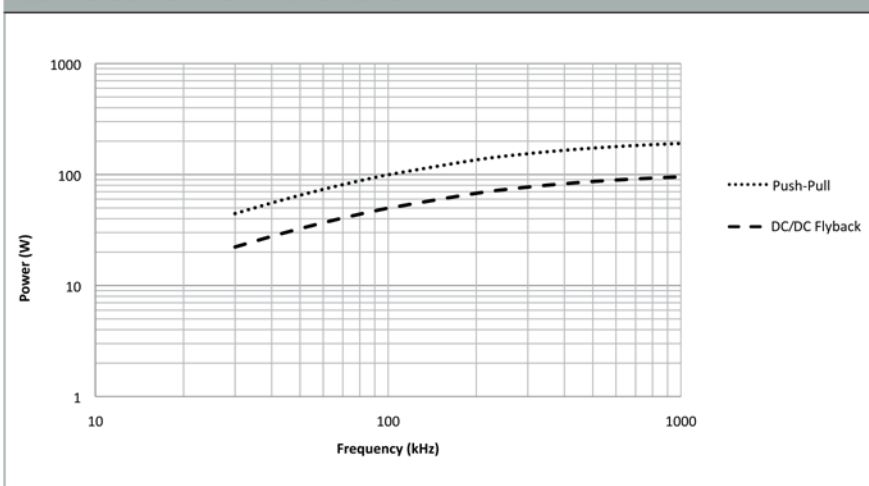
Bobbin Winding Area

Bobbin Part Number	Width (mm)	Build (mm)	Perimeter (mm)
070-4989	12.50	3.15	30.40

Dimensions & Footprint



Estimated Maximum Power Level



Models

- A** Altium Library
- E** Eagle Library
- S** STEP 3D Model
- I** IGS 3D Model
- W** WRL 3D Model