


# ER28/17

## 10-Terminal, THT, Vertical



### Characteristics

- Through-hole
- Core direction: vertical
- Functional & reinforced insulation

### Applications

- Offline
- Lighting
- DC/DC converter
- Industrial controls
- White goods
- Telecom
- PFC
- Charging
- Stand-by power

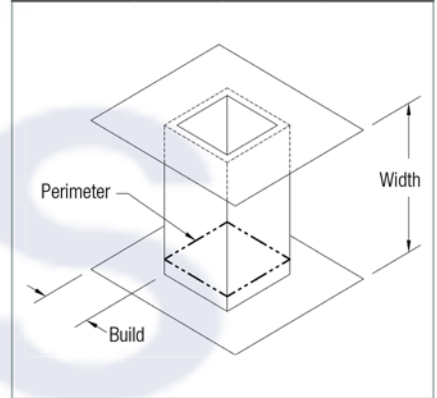
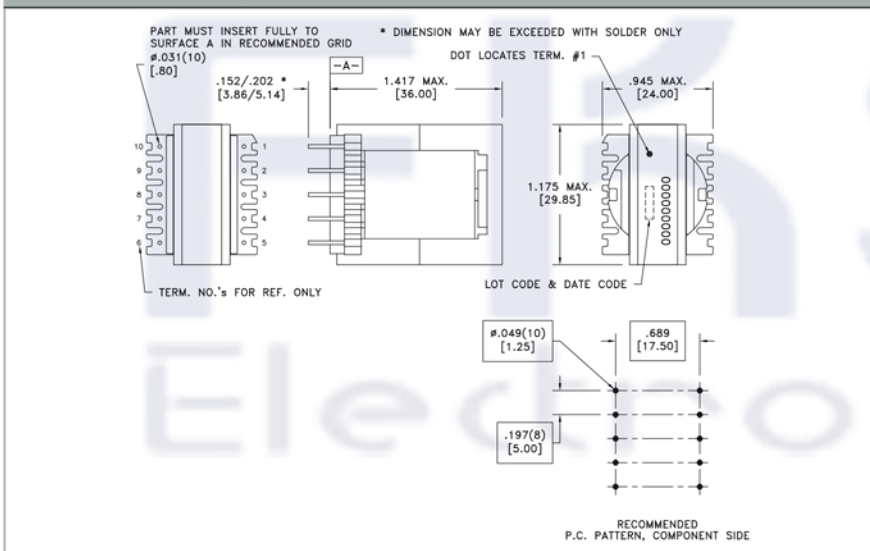
### Core Data

Core Part Number	Area ( $A_c$ ) (mm <sup>2</sup> )	Path Length ( $L_w$ ) (mm)	Volume ( $V_c$ ) (mm <sup>3</sup> )
150-2504	81.40	75.50	6145.70

### Bobbin Winding Area

Bobbin Part Number	Width (mm)	Build (mm)	Perimeter (mm)
070-5565	22.91	4.24	38.63

### Dimensions & Footprint



### Models

- A** Altium Library
- E** Eagle Library
- S** STEP 3D Model
- I** IGS 3D Model
- W** WRL 3D Model

### Estimated Maximum Power Level

